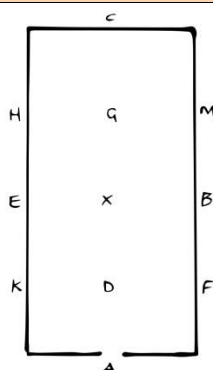


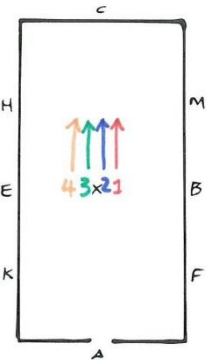
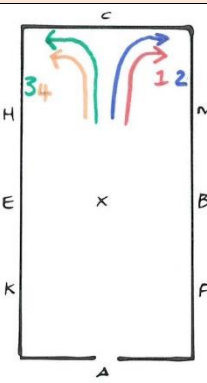
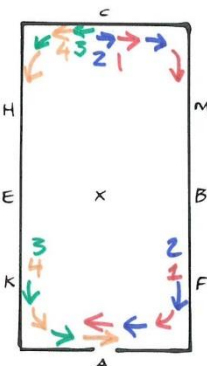
## EVENT 1 TEAM OF FOUR RIDE No: 3 - 2024

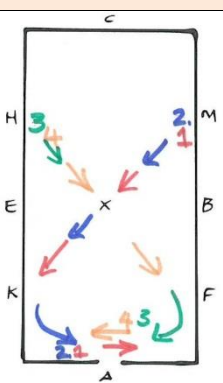
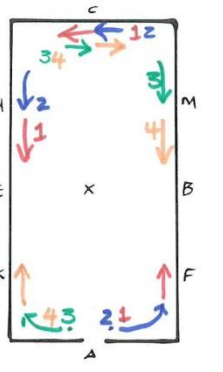
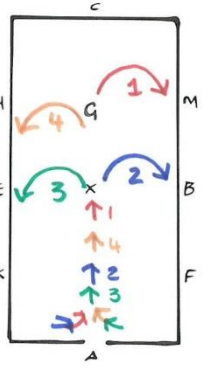
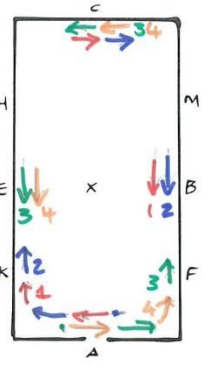
### ARENA SET UP

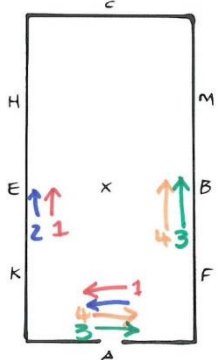
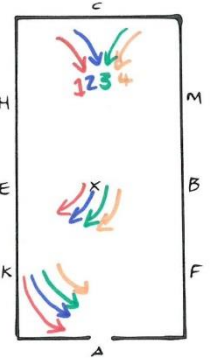
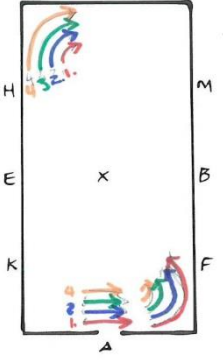
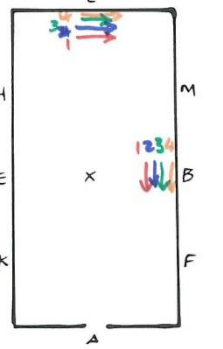
Arena 60m x 30m  
 10m Corner – H or M  
 20m H – E; M – B  
 20m E – K; B – F  
 10m K or F - Corner  
 Opening at 'A' entry is 8m wide

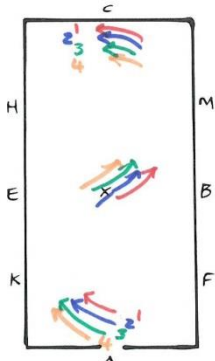
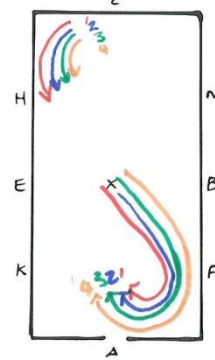
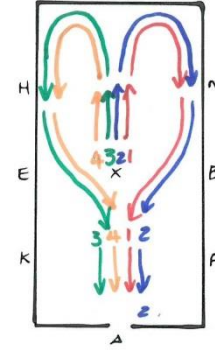


Penalties for errors of course in accordance with PCV Dressage Rules, except if a horse leaves the arena, this incurs a 10 point penalty, not elimination.

	1	A	Enter in Section at Working Trot Rising, order Right to Left 1,2,3,4.
		X	Halt. Salute. Proceed at walk
	2	C	Riders 4 & 3 Turn Left and riders 1 & 2 Turn Right in Pair formation.
		H & M	Working Trot Rising
	3	F & K	Form single file (inside riders to lead)
		A	Pass Left hand to Left hand. Working Trot Rising around arena to H & M respectively.

	4	M & H	Change the Rein across the diagonal to K & F respectively – order 1,4,2,3.
		A	Pass Left hand to Left hand.
	5		Between A & F Riders 1 & 2 Canter Left. Between A & K Riders 4 & 3 Canter Right.
		C	Pass Left hand to Left hand.
		E & B	Respectively - Working Trot Rising.
	6	A	Turn down Centre Line in Single File – order 1,4,2,3. When rider 1 gets to G, rider 1 & 2 Circle Right to the track. Riders 4 & 3 Circle Left to the track.
	7	A	Pass Left hand to Left hand. Between A & F riders 3 & 4 Canter Left. Between A & K riders 1 & 2 Canter Right.
		C	Pass Left hand to Left hand. Before E & B respectively form Pairs. With 1 & 4 riding up on the inside.
		E & B	Respectively – Working Trot Rising

	8	A	Pass Left hand to Left hand.
		E & B	Respectively – Halt. Immobility 4 seconds. Proceed at Working Trot Rising.
	9	C	Pairs Turn Down Centre Line and form Section.
		XK	Ride across the Diagonal to K.
		K	Working Trot Sitting.
	10	A	Walk
		FXH	Change the Rein across the Diagonal at a Walk, on a Long Rein, <i>maintaining light contact</i> .
		H	Walk
	11	C	Working Trot Rising.
		M & F	Between M & F show a few Lengthened Strides.
		F	Working Trot Rising.

	12	A	Half circle to X
		X	Half circle to C
	13	HXF	Change Rein across the Diagonal at Working Trot Sitting.
		A	Turn down Centre Line.
	14	X	Halt. Salute. Proceed to C at a Walk on a Long rein, <i>Maintaining light contact.</i>
		C	Section divide into Pairs.
		D	Form Section – order 3 4 1 2. Leave the arena at A in a Section
	15		General Impression and Team Work– equal distance between horses.
	16		Accuracy of movements and Evenness of Paces.