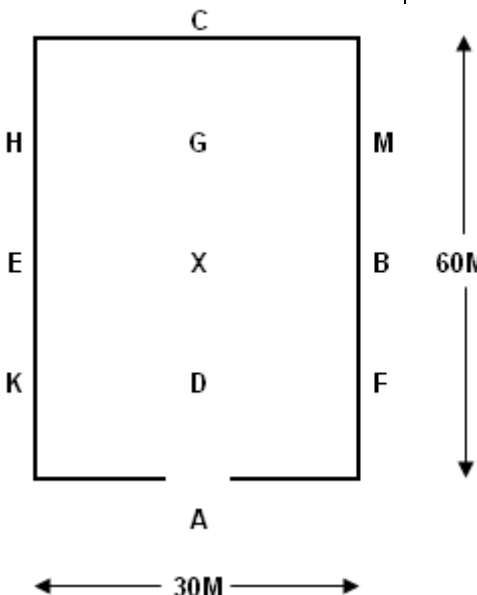
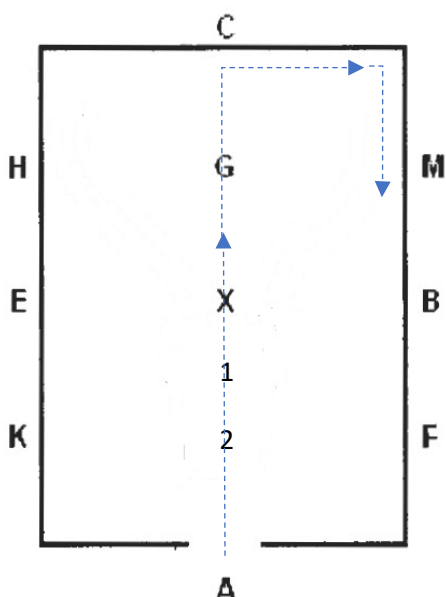





MIDLAND ZONE

PAIRS RIDE TEST 1


ARENA SET UP				
Arena 60m x 30m 10m Corner – H or M 20m H -E; M - B 20m E – K; B - F 10m K or F - Corner Opening at 'A' entry is 8m wide				
Penalties for errors of course in accordance with PCV Dressage Rules, except if a horse leaves the arena, this incurs a 10 point penalty, not elimination.				
	1	A	Enter in single file. Rider 1 in front. Rising trot.	
		C	Turn right.	



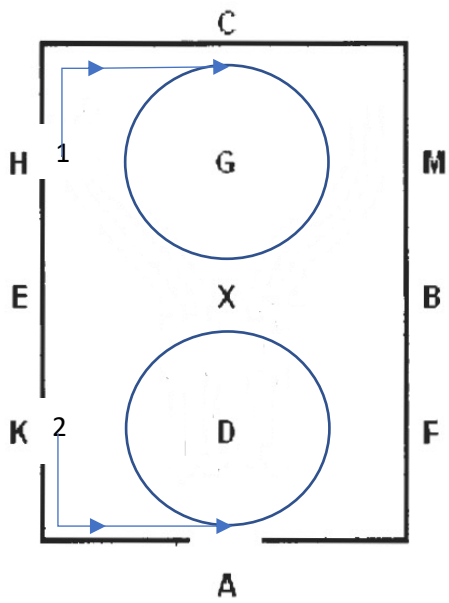
	2	B	Circle right 30m.
		BFA	Working trot.



	3	KXM	Change rein across diagonal, working trot.
		Between M & H	Form pairs. Rider 1 to the outside, rider 2 to the inside of arena.



	4	E	Circle left 30m.
	5	<div>EKA</div> <div>B</div> <div>E</div>	<div>Working Trot.</div> <div>Turn left.</div> <div>Riders spilt. Rider 1 turns right. Rider 2 turns left.</div>



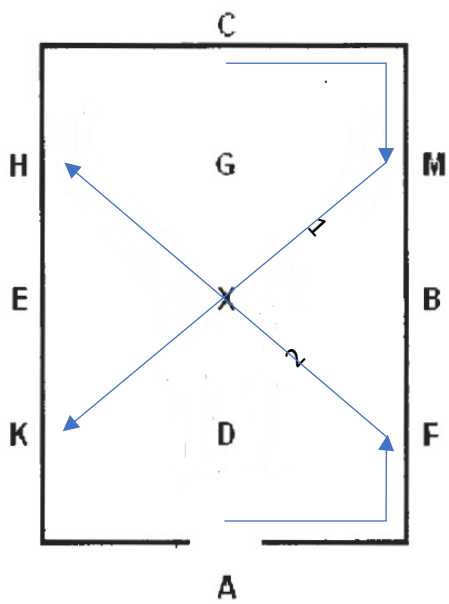
6

Between
H & C
&
Between
K & A

Canter

C
&
A

Circle 20m diameter, canter.

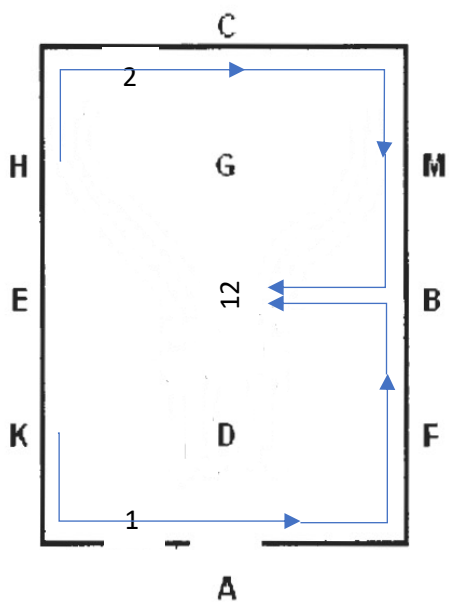


7C
&
A

Trot.

MXK
&
FXH

Change rein. Rider 1, crossing first at X.
--



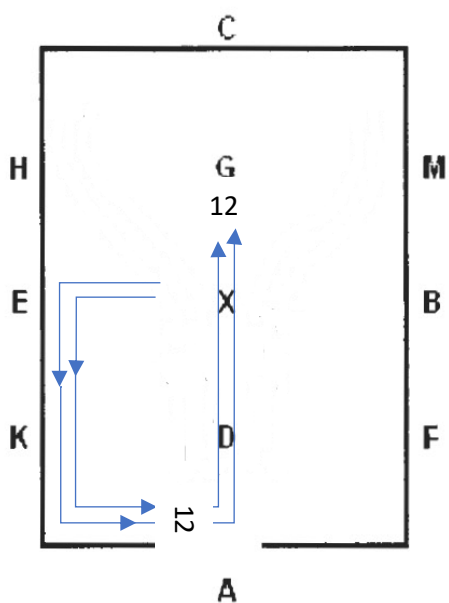
8

KAF
&
HCM

Working trot.

B

Form pairs.
Rider 2, turn right.
Rider 1, turn left.



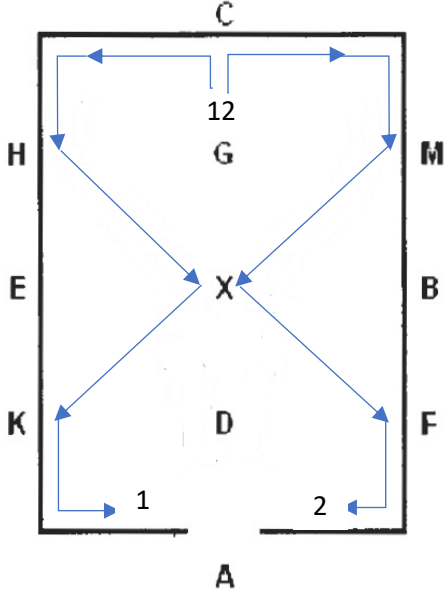
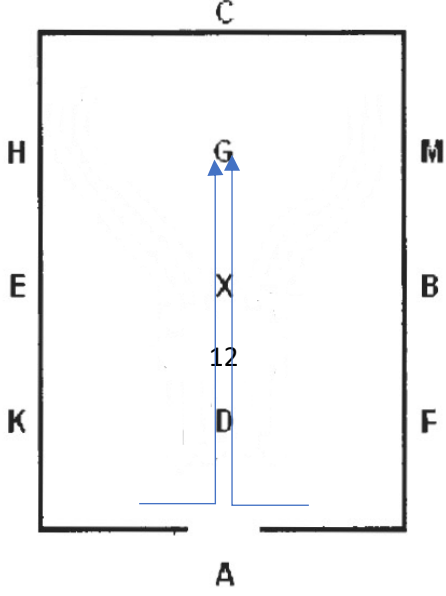
9

E

Turn left.

A

Turn up centerline.

	10	C	Riders split. Rider 1 turns left. Rider 2, turns right.
		HXK & MXF	Working trot, riders meeting at X.
	11	A	Form pairs up centerline – Rider 1, turns left. Rider 2, turns right.
		X	Walk.
		G	Halt. Salute. Turn right or left and leave the arena as a pair at walk.

	12	General Impression & Teamwork
	13	Accuracy of Movements & evenness of paces.