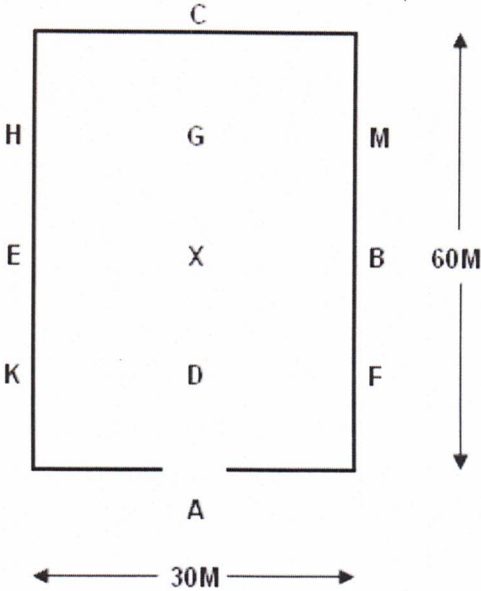
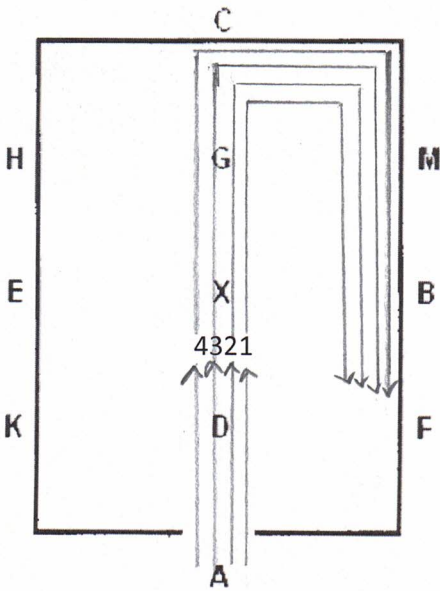



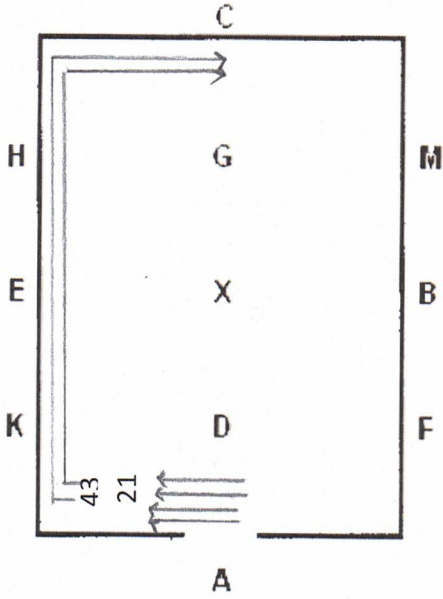



MIDLAND ZONE

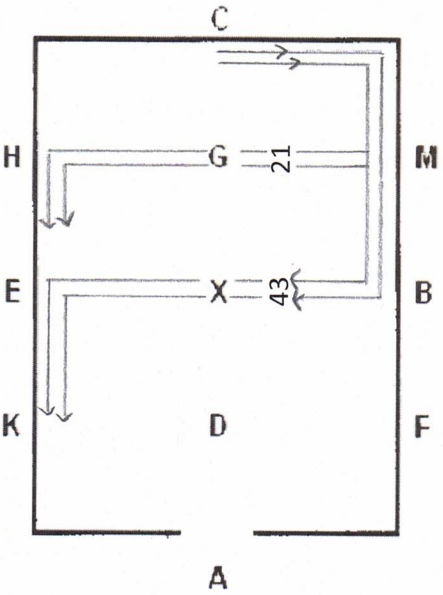
TEAM OF FOUR RIDE TEST 1


ARENA SET UP					
Arena 60m x 30m 10m Corner – H or M 20m H -E; M - B 20m E – K; B - F 10m K or F - Corner Opening at 'A' entry is 8m wide					
Penalties for errors of course in accordance with PCV Dressage Rules, except if a horse leaves the arena, this incurs a 10 point penalty, not elimination.					
		1	A	Enter in Section at Working Trot Rising. Order L to R 4, 3, 2, 1	
			C	Turn right in section.	



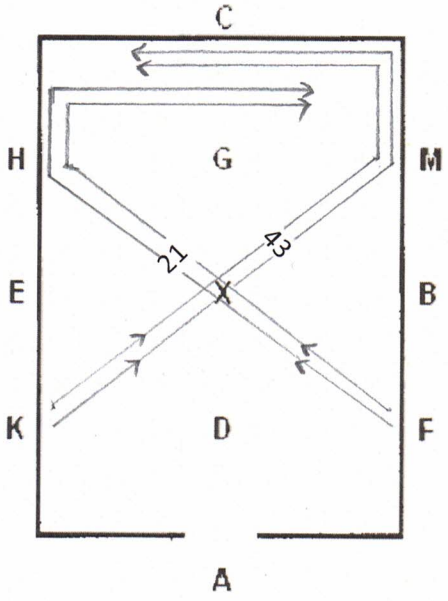
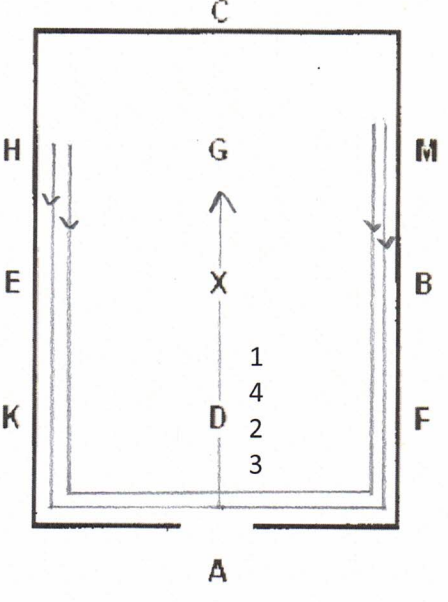
	2	Between A & K	Form pairs – riders 2 & 1 dropping back behind riders 4 & 3.
		KHC	Working trot.



	3	When pair 4 & 3 reach B.	Both pairs turn right across arena, working trot.
		When pair 4 & 3 reach E	Both pairs turn left.

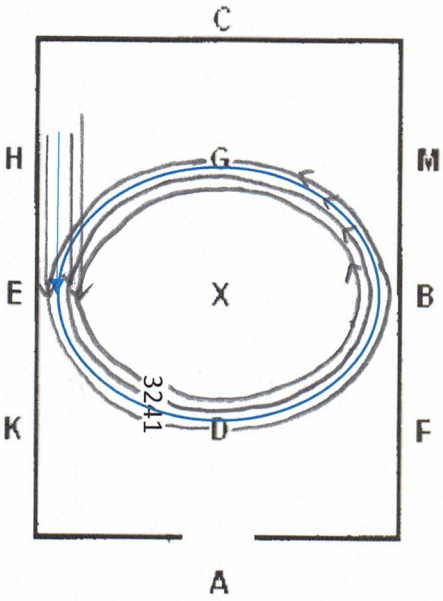
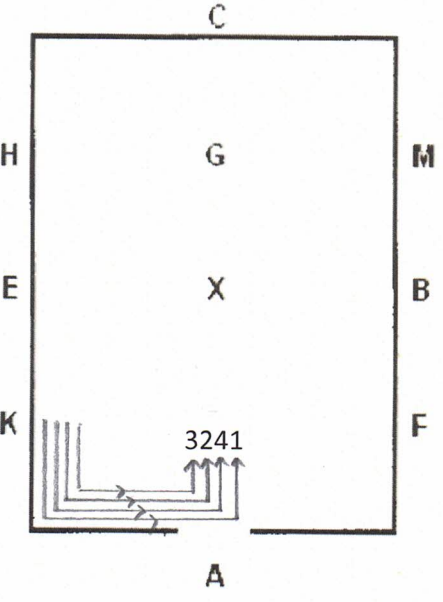


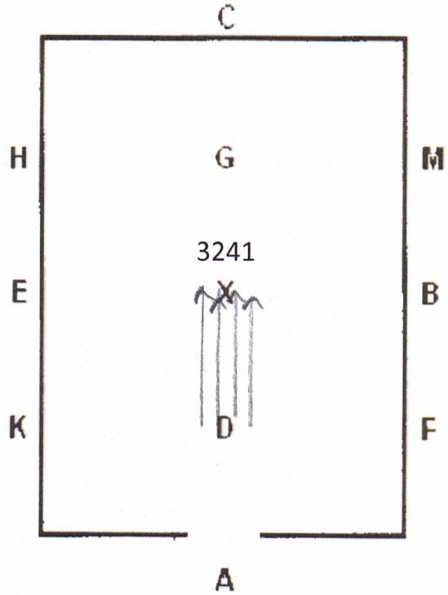
	4	A	Turn up centre line, working trot.
		C	Pair 4 & 3, turn right. Pair 2 & 1, turn left.
	5	HEK Or MBF	Working trot.
		A	Pairs pass left hand to left hand.

	6	KXM Or FXH	Change rein, pair 4 & 3 crossing in front of pair 2 & 1.
		C	Pairs pass left hand to left hand.
	7	MBF Or HEK	Working trot
		A	Turn up centre line, forming single file in order 1, 4, 2, 3.

	8	C	Turn right working trot.
	Between C & M	Canter right.	
	B	Circle 30m diameter right.	

	9	Between F & A	Working trot.
	E	Turn right.	
	B	Turn left.	
	Between M & H	Riders form section – rider 1 remaining on the outside of the arena. Order L to R 3,2,4,1.	

	10	E	Circle left 30m in section.
	11	K	Walk.
		A	Turn up center line.

	12	X	Halt. Salute. Proceed at walk. Turn either right or left in section and leave the arena at A.
	13	General Impression & Team Work	
	14	Accuracy of Movements & evenness of paces.	